

2017

2018 06

(

)

1

IC

IC

2

IC

IC

IC **IC**

IC

IC **IC**

IC

IC

IC

1

2

IC

. 2

. 8

与 11

. 14

. 26

. 43

. 48

. 49

. 55

. 60

. 61

. 163

		2017 1 1 -2017 12 31
		" "
Qualcomm		Qualcomm Inc. IC
Qualcomm Atheros		Qualcomm Atheros Inc. IC
NXP		NXP Semiconductors N.V. IC
Skyworks		Skyworks Solutions Inc. IC

Synaptics		Synaptics Inc. IC
AVX/Kyocera AVX/		AVX/Kyocera Singapore Pte Ltd. IC
AAC/		AAC Technologies Holdings Inc.,/

			300493
	Shanghai Fortune Techgroup Co.,Ltd.		
	Fortune Tech		
	200 A 301		
	200233		
	200 A 301		
	200233		
	http://www.fortune-co.com		
	investment@fortune-co.com		

	200 A 301	200 A 301
		021-54264261

	1 16

	22 A 6		2016 9 19 -2018 12 31 2016

	2017	2016		2015
	1,829,510,096.03	1,538,917,301.84	18.88%	1,143,400,652.70
	54,414,796.29	49,313,804.73	10.34%	41,201,922.54
	53,099,640.14	45,833,110.58	15.85%	38,030,918.98
	51,661,895.13			

1

2

	2017	2016	2015	
	-9,863.22	-48,584.54	28,988.37	
	2,270,000.00	2,037,900.00	3,181,500.00	122 105 227
	-762,025.00	2,109,550.22	616,441.91	
	100,911.55			
	-50,000.00	-3,931.38	-97,311.46	
	233,867.18	614,240.15	558,615.26	
	1,315,156.15	3,480,694.15	3,171,003.56	--

1

1

1

IC IC IC

IC

	31.68%

2

		76,871,339.42					12.79%	
		280,036,969.24					46.60%	
		207,012,231.32					34.45%	

IC

IC

1

IC AVX/

IC

IC

234808EF>]TJ /TT0 9 Tf 1 0 0 1242498j EMC /PT151.64 /C2_0 9 Tf -76.52 -17.45C2_0 9 Tf 1 0 0 1 79.2 310.94 T2006 Td02 0 Td

2

IC

IC

IC

IC

IC

IC

1

2017 182,951.01 18.88% 5,441.48
10.34% 5,309.96 2016 15.85%

2

2017

2018

2025

2017 (836372) 5G
NB-IOT
TOF
IC

3

IC IC
IC IP IC

IC

IC 80% AE FAE

1

2

1

5

9 LED

10

	2017		2016		
	1,829,510,096.03	100%	1,538,917,301.84	100%	18.88%
	1,829,510,096.03	100.00%	1,538,917,301.84	100.00%	18.88%
	793,155,708.21	43.35%	902,274,577.52	58.63%	-12.09%
	423,385,245.13	23.14%	231,313,982.99	15.03%	83.03%
	192,039,402.84	10.50%	108,382,370.31	7.04%	77.19%
	203,586,920.96	11.13%	156,964,877.35	10.20%	29.70%
	41,451,931.77	2.27%	29,811,430.37	1.94%	39.05%
	175,890,887.12	9.61%	110,170,063.30	7.16%	59.65%
	1,343,899,731.41	73.46%	1,093,575,747.13	71.06%	22.89%

399,537,45816.4

		2017		2016		
		1,639,157,927.69	100.00%	1,374,900,130.14	100.00%	19.22%

		2017		2016		
		716,882,556.20	43.73%	813,614,459.55	59.18%	-26.09%
		382,474,129.95	23.33%	201,410,422.97	14.65%	59.28%
		176,039,647.10	10.74%	99,911,464.76	7.27%	47.79%
		177,563,108.80	10.83%	138,084,132.38	10.04%	7.86%
		35,248,968.94	2.15%	25,628,965.21	1.86%	15.36%
		150,949,516.70	9.21%	96,250,685.27	7.00%	31.55%

6

7

8

	718,186,357.43
	39.26%
	0.00%

5

1			

4		104,405,880.72	5.71%
5		97,391,553.55	5.32%
	--	718,186,357.43	39.26%

	1,623,615,922.81
	90.28%
	0.00%

5

1		719,012,249.35	39.98%
2		354,572,286.58	19.72%
3		297,753,037.73	16.56%
4		200,895,630.31	11.17%
5		51,382,718.84	2.86%
	--	1,623,615,922.81	90.28%

3

	2017	2016		
	48,059,214.20	48,793,660.47	-1.51%	
	61,748,860.67	46,511,801.55	32.76%	
	12,875,361.41	-56,075.18	23,060.89%	

4

WiFi BLE

IC

5

(AAC)

3 10

	2017	2016	2015
	54	62	53
	28.05%	31.31%	28.49%
	31,454,562.60	22,852,379.00	21,783,888.77
	1.72%	1.48%	1.91%
	0.00	0.00	0.00
	0.00%	0.00%	0.00%
	0.00%	0.00%	0.00%

5

	2017	2016	
	1,873,367,007.93	1,444,477,637.42	29.69%
	1,821,705,112.80	1,694,481,627.38	7.51%
	51,661,895.13	-250,003,989.96	
	3,122.03	331,111,337.97	-100.00%
	38,601,856.91	231,037,328.19	-83.29%
	-38,598,734.88	100,074,009.78	-138.57%
	1,134,593,002.18	598,296,515.62	89.64%
	1,106,898,415.65	421,758,227.13	162.45%
	27,694,586.53	176,538,288.49	-84.31%
	40,565,999.85	26,565,042.48	52.70%

1 29.69%

2 7.51%

3 100%

4	83.29%
5	89.64%
6	162.45%

	2,794,987.98	4.39%		
	0.00	0.00%		
	7,923,576.54	12.46%		
	0.00	0.00%		
	50,000.00	0.08%		

1

[redacted]	2017	2016

	344,200,228.13	31.58%	295,172,811.67	29.68%	1.90	

2

3

2017 12 31 98,375,769.58 30,403,161.30
24,147,243.63 157,694,838.27 3 1 9,620,000.00
5,000,000.00 1 9,000,000.00
17,861,985.98

1

35,158,982.05	0.00	0.00%

2

			35,158,982.05	25.45%					4,000,000.00	3,557,012.98		2017 05 16	2017-032
	--	--	35,158,982.05	--	--	--	--	--	4,000,000.00	3,557,012.98	--	--	--

3

4

5

1

2015		17,030	0	17,050.08	0	0	0.00%	0	2016 12 31	0
	--	17,030	0	17,050.08	0	0	0.00%	0	--	0
1 2015 6 24 [2015]1361 (A)3,000 6.87 206,100,000.00 170,300,000.00 ( ) (2015) 60462749_B01 2 2015 156,820,800.00 ( ) 2016 13,680,000.00 2016 12 31 0.00										

2

	( )		(1)		(2)	(3) (2)/(1)				
MCU ARM		4,502.17	4,502.17	0	4,502.17	100.00%		1,067.89		

		9,840	9,840	0	9,860.08	100.00%		3,159.82		
		2,687.83	2,687.83	0	2,687.83	100.00%				
	--	17,030	17,030	0	17,050.08	--	--	4,227.71	--	--
	--	17,030	17,030	0	17,050.08	--	--	4,227.71	--	--
		2015 12 24								

3

1

2

10%

		IC	19,596.75	581,024,183.75	251,991,719.83	1,320,777,240.55	17,530,022.28	14,695,334.71
		IC	500	3,500,680.97	3,500,680.97	0.00	-34,128.42	-34,128.42

IC 500 16,189,064.52

IC

10 IC

IC IC IC

IC

IOT

(836372)

2018

IC IC 2018

30% 30%

2018

2018

1

2017 11 08			2017 11 8
2017 11 30			2017 11 30

3

1 2015 2015 2015 12 31 120,000,000
10 3 18,000,000

2 2016 2016 2016 12 31
120,000,000 10 1.5 10 15
18,000,000 180,000,000 300,000,000

3 2017

2017	0.00	54,414,796.29	0.00%		
2016	18,000,000.00	49,313,804.73	36.50%		
2015	36,000,000.00	41,201,922.54	87.37%		

2017	

1

	;			2015 12 10	36	
				2015 12 10	36	
			1 2 20% 2 2 1% 1% 3 2 4 3	2015 12 10	5 2	
			1 2 80% 2 2 1%	2015 12 10	3	

			1% 80% 3		2	
	( ) ;		1 2 100% 2 2 1% 1% 2 100% 20% 3	2015 12 10	3 2	
			1 2 70% 2 2 1% 1% 3 70% 4 3	2015 12 10	3 2	
			1 2 100% 2 2 1% 1% 3 80% 2	2015 12 10	3 2	

			50% 4 3					
					3,000 1			
			MCU ARM 4,502.17 2 9,840.00 3 2,687.83 17,030.00			2015 12 10		

			20% " " 30% 30% 5 6 7			
		IPO	1 30 2 6 1 3 2 3	2015 12 10	36	
	; ; ; ;	IPO	3	2015 12 10	36	

	;		90 1 3 2 3			
		IPO	3 10 30 2/3 1 20% 2 50% 6 1 3 2 10	2015 12 10	36	
			30 30	2015 12 10		

2

([2017]30)

16 ([2017]15)

2017 1 1 2017 1 1 (2017 6 12) 2017 2016

2017 2016

42 ([2017]13)

2017 5 28

	75
	11
	1 3

1

2

3

4

5

2017 6 23 2017 7 10 2017

1,100.00

25.45%

2018 1 10 2018 1 29 2018

5 36

	2017 06 24	http://www.cninfo.com.cn
	2018 01 11	http://www.cninfo.com.cn

1

1

2

3

2

1

	2017 03 10	65,342	2017 03 22	1,633.55		1		
	2017 03							

2

3

1

2

4

1

,

2017

2

1

2

2017

3

		/
1.		5
1.		
2.		
3.		
4.		
5.		
6.		
7.		
8.		
8.2		5
9.		

4

3

26

2016

1 2017 5 22 162326

30 2017 5 23

http://www.cninfo.com.cn

2017-033

2 2017 5 26 2017

5 26 http://www.cninfo.com.cn

3 2017 6 7

2017 6 7 http://www.cninfo.com.cn

4 2017 6 23

12 2018 7 31 2017 6 24

http://www.cninfo.com.cn

5 2017 7 10 2017

2017 7 10 http://www.cninfo.com.cn

2017 2017-047

6 2017 10 22

( )

2017 10 23

http://www.cninfo.com.cn

7 2017 10 27

2017 10 30

http://www.cninfo.com.cn

2017-067

8 2017 12 5

2017 2212 2017 12 5

http://www.cninfo.com.cn 2017-074

9

1 2017 4 11 2017 5 15
1,400.00 25.45%
3,515.9 2017 5 16 http://www.cninfo.com.cn
2017-032

2
2017

2017 6 24 http://www.cninfo.com.cn
2017-045

3 2017 11 6
20,000
40,500 100% 2017 11 7
http://www.cninfo.com.cn 2017-070
N3100201700652

4 2018 1 10

17,493.00 Zenith Legend Limited Upkeen Global Investment Limited49%
Richlong Investment Development Limited Fast Achieve Ventures Limited49% Upstar
Technology (HK) Limited24.99% 24.99% 2018
1 11 http://www.cninfo.com.cn 2018-005

1

	58,194,000	48.50%	0	0	87,291,000	0	87,291,000	145,485,000	48.50%
1	0	0.00%	0	0	0	0	0	0	0.00%
2	0	0.00%	0	0	0	0	0	0	0.00%
3	58,194,000	48.50%	0	0	87,291,000	0	87,291,000	145,485,000	48.50%
	58,194,000	48.50%	0	0	87,291,000	0	87,291,000	145,485,000	48.50%
	0	0.00%	0	0	0	0	0	0	0.00%
4	0	0.00%	0	0	0	0	0	0	0.00%
	0	0.00%	0	0	0	0	0	0	0.00%
	0	0.00%	0	0	0	0	0	0	0.00%
	61,806,000	51.51%	0	0	92,709,000	0	92,709,000	154,515,000	51.51%
1	61,806,000	51.51%	0	0	92,709,000	0	92,709,000	154,515,000	51.51%
2	0	0.00%	0	0	0	0	0	0	0.00%
3	0	0.00%	0	0	0	0	0	0	0.00%
4	0	0.00%	0	0	0	0	0	0	0.00%
	120,000,000	100.00%	0	0	180,000,000	0	180,000,000	300,000,000	100.00%

2017 4 18 2016 10 15 180,000,000
300,000,000

<2016 > 2017 3 8
2017 3 31 2016 2017 4 11
2017 4 17 2017 4 18

2

	38,250,000	0	57,375,000	95,625,000	36	2018 12 10
( )	11,295,000	0	16,942,500	28,237,500	36	2018 12 10
	6,039,000	0	9,058,500	15,097,500	36	2018 12 10
	2,610,000	0	3,915,000	6,525,000	80% 2	2018 12 10
	58,194,000	0	87,291,000	145,485,000	--	--

1

2

2017 4 18 2016 10 15 180,000,000 300,000,000

3

1

	22,498		19,886	9	0	9		0
5% 10								
		31.88%	95,625,000	0	95,625,000	0		1,250,000
( )		9.41%	28,237,500	0	28,237,500	0		12,497,700
		6.25%	18,750,000	-15,000,000	0	18,750,000		
		5.03%	15,097,500	0	15,097,500	0		7,225,000
		5.00%	14,985,000	0	0	14,985,000		
		4.35%	13,050,000	0	6,525,000	6,525,000		
		3.68%	11,025,000	0	0	11,025,000		
. 1		2.00%	6,000,000	+6,000,000	0	6,000,000		
		1.50%	4,500,000	0	0	4,500,000		
		1.50%	4,500,000	0	0	4,500,000		
	( )							

10		

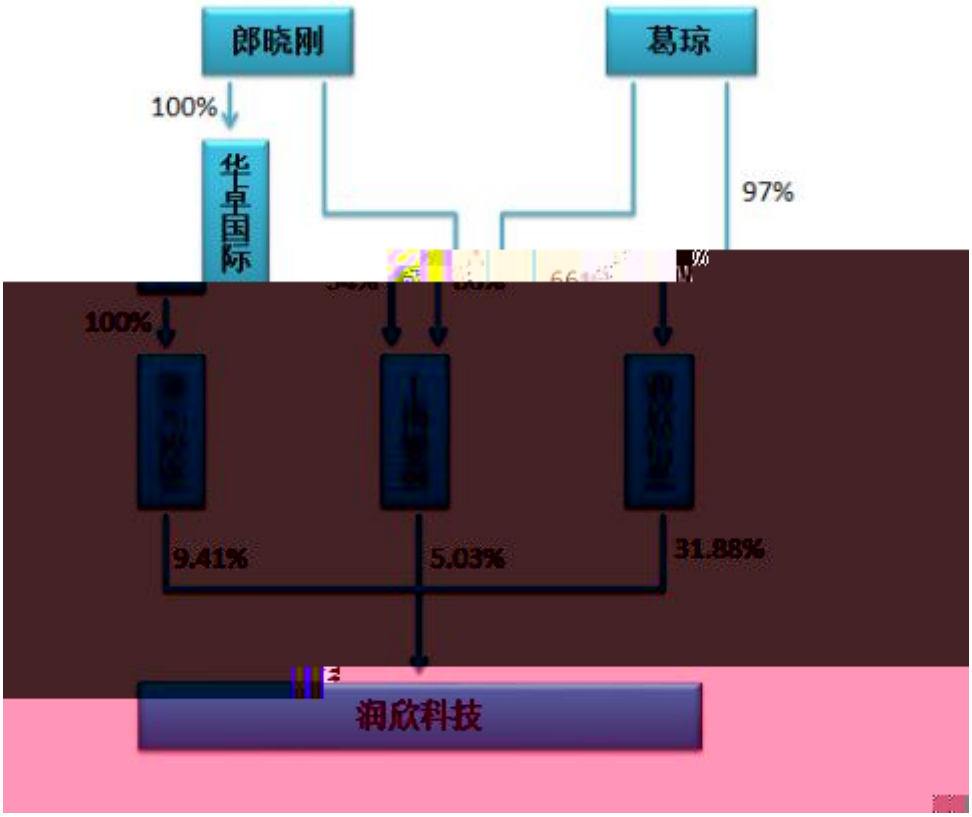

4 **10%**

5

1 1967 Eastcom Communication Inc 2000

2 1968 EMBA 2000

3 1967 UT 2011 6

4 1954

5 1954

6 1963 804 UT

7 1968 IMD

1 1942

2 1979 2002

3 1953 2001

1

3 1965

2007

4 1963

2012

6

			2012 07 12		
			2012 09 11		
			2004 11 02		
			2012 07 12		
			2010 06 17		
			2011 05 26		
			2017 01 26		
			2017 01 26		

			2004 09 15		
			2004 04 14		
			2001 07 30		
			2009 08 10		
			2016 06 21		
			2017 03 17		
	Fast Achieve Ventures Limited		2018 01 18		
	Upkeen Global Investment Limited		2018 01 18		
			2018 01 18		
			2017 12 19		
	Grade Horizon Investment Limited		2003 01 24		
			2001 07 30		
			2017 12 19		
			2008 09 01		

			64		0	
			55		7.2	
			64		7.2	
			50		7.2	
			76		7.2	
			39		18.34	
			65		8.34	
			53		62.72	
			55		56.74	
	--	--	--	--	522.27	--

1

	179
	15
	194
	194
	0
	24
	72
	53
	14
	31
	194
/	14
	105
	57
	18

	194

2

3

2017 Segment

OA FAE

4

1

2

3

7 3

4

3 1

5

http://www.cninfo.com.cn

6

1

2016		73.53%	2017 03 31	2017 03 31	http://www.cninfo.com.cn
2017		60.77%	2017 07 10	2017 07 10	http://www.cninfo.com.cn

2

1

	10	2	8	0	0		1
	10	2	8	0	0		0
	10	2	8	0	0		0

2

3

1

2

3

4

1

2

	2018 04 05
	www.cninfo.com.cn
	100.00%
	100.00%

	A B C D. A B. C. D.	A B. C. D. E. F. A B. C. D. E.

		A. B. C. D. E.
	1% 1% 5% 5%	1% 1% 5% 5%
	0	
	0	
	0	
	0	

	2018 04 03
	(2018) 60462749_B01
	/

(2018) 60462749_B01

2017 12 31 2017

2017 12 31 2017

:	:
2017 12 31 335,800,928.93 47,873,116.74 162,762,094.26 33,177,003.59 5 9	

:	:
2017 12 31 257,321,008.61 10	

1

2

3

4

5

6

2018 4 3

1

2017 12 31

	205,923,515.00	171,027,745.57
	185,423,623.68	68,450,650.30
	335,800,928.93	377,787,150.58
	3,022,831.37	2,084,095.51

	2,234,278.84	859,119.56

	17,861,985.98	
	190,706,406.76	188,237,656.06
	3,038,209.35	5,668,464.00
	6,484,689.55	6,592,772.65
	8,394,108.01	5,562,265.81
	11,003,768.60	10,720,146.16
	581,689,396.38	511,954,116.35
	5,800,811.43	4,739,291.68

	5,800,811.43	4,739,291.68
	587,490,207.81	516,693,408.03
	300,000,000.00	120,000,000.00
	32,643,770.92	212,643,770.92
	-5,139,884.53	7,284,275.39
	19,542,983.54	15,413,341.17

	22,524,106.02	12,647,112.16
	1,891,504.46	4,227,450.80
	534,761,279.94	413,118,162.82
	180,590,880.32	99,093,931.50
	3,191,291.78	3,082,366.59
	1,283,425.00	966,001.12
	4,826,354.65	6,132,147.37
	662,554.07	575,238.06
	190,554,505.82	109,849,684.64
	725,315,785.76	522,967,847.46
	158,508,961.48	65,009,200.00
	17,861,985.98	
	70,594,715.90	41,337,956.78
	1,275,705.84	2,777,500.41
	5,523,448.28	5,785,642.11

	7,942,670.35	3,319,439.53
	46,814,007.38	11,240,241.82

	725,315,785.76	522,967,847.46

3

	1,829,510,096.03	1,538,917,301.84
	1,829,510,096.03	1,538,917,301.84
	1,770,915,153.71	1,481,690,577.05
	1,639,157,927.69	1,374,900,130.14
	1,150,213.20	943,111.45
	48,059,214.20	48,793,660.47
	61,748,860.67	46,511,801.55
	12,875,361.41	-56,075.18

		2,037,900.00
	50,000.00	3,931.38
	63,600,067.08	61,321,659.09
	8,908,468.96	11,858,974.80
	54,691,598.12	49,462,684.29
	54,691,598.12	49,462,684.29
	54,414,796.29	49,313,804.73
	276,801.83	148,879.56
	-12,236,939.43	8,298,971.44
	-12,424,159.92	8,277,450.82
1.		
2.		
	-12,424,159.92	8,277,450.82
1.		
2.		
3.		
4.		
5.	-12,424,159.92	8,277,450.82
6.		
	187,220.49	21,520.62
	42,454,658.69	57,761,655.73

	41,990,636.37	57,591,255.55
	464,022.32	170,400.18
	0.18	0.16
	0.18	0.16

4

	773,362,724.06	527,269,698.92
	648,350,680.77	432,140,042.80
	1,147,713.20	943,111.45
	25,151,547.66	23,839,274.77
	53,592,246.06	39,825,790.50
	6,601,304.86	-2,383,948.74
	700,045.83	1,073,806.25
	5,986,615.00	7,258,791.93
-	-9,863.22	-48,584.54
	2,270,000.00	
	46,065,937.46	39,041,829.28
		2,037,900.00
	50,000.00	3,931.38
	46,015,937.46	41,075,797.90
	4,719,513.72	5,571,477.63
	41,296,423.74	35,504,320.27

	41,296,423.74	35,504,320.27
	0.00	0.00
1.		
2.		
	0.00	0.00
1.		
2.		
3.		
4.		
5.		
6.		
	41,296,423.74	35,504,320.27

5

	1,870,319,048.38	1,440,532,471.75

	3,047,959.55	3,945,165.67
	1,873,367,007.93	1,444,477,637.42
	1,695,219,937.17	1,588,980,723.30
	50,656,450.69	50,407,165.74
	12,906,151.28	15,783,102.11
	62,922,573.66	39,310,636.23
	1,821,705,112.80	1,694,481,627.38
	51,661,895.13	-250,003,989.96
		329,000,000.00
		2,109,550.22
	3,122.03	1,787.75
	3,122.03	331,111,337.97

	2,680,849.86	6,537,328.19
	35,921,007.05	224,500,000.00
	38,601,856.91	231,037,328.19
	-38,598,734.88	100,074,009.78
	1,128,922,771.76	598,296,515.62
	5,670,230.42	
	1,134,593,002.18	598,296,515.62
	1,079,895,355.30	358,094,883.95
	27,003,060.35	38,883,304.29
		24,780,038.89
	1,106,898,415.65	421,758,227.13
	27,694,586.53	176,538,288.49
	-191,746.93	-43,265.83
	40,565,999.85	26,565,042.48
	48,361,745.57	21,796,703.09
	88,927,745.42	48,361,745.57

6

	794,775,450.53	535,574,323.02
	3,002,536.57	3,934,571.70
	797,777,987.10	539,508,894.72
	665,179,814.18	445,052,089.95
	44,532,805.60	44,709,771.91
	7,628,450.89	11,925,434.28
	41,363,605.24	27,418,297.58
	758,704,675.91	529,105,593.72
	39,073,311.19	10,403,301.00
		329,000,000.00
	6,748,640.00	7,258,791.93
	3,122.03	1,787.75
	6,751,762.03	336,260,579.68
	2,680,849.86	6,537,328.19
	112,509,473.82	311,527,575.00
	115,190,323.68	318,064,903.19
	-108,438,561.65	18,195,676.49

	21,415,494.95	36,966,982.24
		24,780,038.89
	264,608,614.35	90,747,021.13
	77,754,496.95	-25,737,821.13
	18,803.69	
	8,408,050.18	2,861,156.36
	16,151,178.62	13,290,022.26
	24,559,228.80	16,151,178.62

7



1													
2													

	120,000,000.00				212,643,770.92		-993,175.43		11,862,909.14		110,596,762.74	2,024,048.04	456,134,315.41

2													
3											-36,000,000.00		-36,000,000.00
4													

	180,000,000.00				-180,000,000.00				4,129,642.37	19,166,781.37	23,296,423.74
										41,296,423.74	41,296,423.74
1											
2											
3											

	120,000,000.00				212,809,675.67				11,862,909.14	49,320,961.73	393,993,546.54
	120,000,000.00				212,809,675.67				11,862,909.14	49,320,961.73	393,993,546.54
									3,550,432.03	-4,046,111.76	-495,679.73
										35,504,320.27	35,504,320.27
1											
2											
3											
4											
									3,550,432.03	-39,550,432.03	-36,000,000.00
1									3,550,432.03	-3,550,432.03	
2										-36,000,000.00	-36,000,000.00
3											
1											

2											
3											
4											
1											

1

2017 12 31 2017

2

1 1 12 31

3

12

4

5

( )

( )

( )

( )

( )

( )

6

2017 12 31

( )

7

8

9

10

( )

(1)

(2)

(a) (b)

( )

( )

( )

[ ]

( )

6 -1	10.00%	
1 2	50.00%	5.00%
2 3	100.00%	5.00%
3	100.00%	5.00%
3 4	100.00%	5.00%
4 5	100.00%	5.00%
5	100.00%	5.00%

13

14

( )

(

)

( )

[

]

42%

15

16

1

2

		3 -5	0%-5%	19%-33%
		5	0%-5%	19%-20%
		3 -5	0%-5%	19%-33%

.

(1)

(2)

(3)

(1)

(2)

3

19

20

21

1

5

2

22

23

5

3

24

1

2

3

4

25

(1)

(2)

(3)

26

27

28

(1)

(2)

(1)

(2)

31

1

2

32

33

1

([2017]30)

16 ([2017]15)

2017 1 1 2017 1 1 (2017 6 12) 2017 2016
2017 2016

42 ([2017]13)

2017 5 28

2

34

( )

1

	6% 17%	6% 17%
	7%	7%
	15% 16.5% 17% 25%	15% 16.5% 17% 25%
	5%	5%

	15%
	16.5%
	17%
	25%

2

2014 2017

GR201431001636 GR201731000745) 2014 2016 2017 2019 2008 1 1

2009 4 22

([2009]203) 2016 2017 15%

2017 2013 9 13

2013 52 2013 8 1

2017

3

1

	5,105.04	17,203.33
	88,922,640.38	48,344,542.24
	116,995,769.58	122,666,000.00
	205,923,515.00	171,027,745.57

2017 12 31 98,375,769.58 (2016 12 31 109,166,000.00)

2017 12 31

9,620,000.00 (2016 12 31 13,500,000.00) 2017 12

31 9,000,000.00 (2016 12 31)

2017 12 31 64,256,752.62 (2016 12 31 32,210,566.95)

2

3

4

1

	133,735,199.87	38,150,674.71
	35,134,663.57	23,624,651.22
PDC	16,553,760.24	6,675,324.37
	185,423,623.68	68,450,650.30

2

3

	43,579,113.68	62,025,008.65
		7,814,252.83
	43,579,113.68	69,839,261.48

4

PDC 30

60

2017 12 31

5

1

	5,750,415.10	2.00%	5,750,415.10	100.00%	0.00	55,226,223.08	14.00%	5,522,622.31	10.00%	49,703,600.77
	338,900,066.35	98.00%	3,099,137.42	0.91%	335,800,928.93	329,128,548.33	86.00%	1,044,998.52	0.00%	328,083,549.81
	721,439.59	0.00%	721,439.59	100.00%	0.00	1,507,678.45	0.00%	1,507,678.45	100.00%	0.00
	345,371,921.04	100.00%	9,570,992.11	2.77%	335,800,928.93	385,862,449.86	100.00%	8,075,299.28	2.09%	377,787,150.58

	5,750,415.10	5,750,415.10	100.00%	
	5,750,415.10	5,750,415.10	--	--

1			
6	[redacted]		

2

8,027,931.51 5,352,160.71

3

	718,561.06

		441,235.85			
		277,325.21			
	--	718,561.06	--	--	--

2013

2017

4

7

1

	2,234,278.84	859,119.56
	2,234,278.84	859,119.56

2

8

1

( )

	2,885,334.66	6.03%			2,885,334.66	1,764,272.73	6.58%	0.00	0.00%	1,764,272.73
	47,883,116.74	100.00%	10,000.00	0.02%	47,873,116.74	26,818,838.76	100.00%	10,000.00	0.04%	26,808,838.76

1			
1	44,787,679.85		0.00%
1	44,787,679.85		0.00%
1 2	10,102.23		0.00%
2 3	200,000.00	10,000.00	5.00%
	44,997,782.08	10,000.00	0.02%

2,885,334.66

2

0.00 0.00

3

4

	44,205,987.24	23,347,766.85
	2,622,122.52	2,551,901.43
	1,055,006.98	919,170.48
	47,883,116.74	26,818,838.76

5

Qualcomm Technologies International Ltd.		41,610,622.59	1	86.90%	
Synaptics Hong Kong Limited		1,714,910.00	1	3.58%	
		883,515.90	2	1.84%	
Qualcomm Atheros Technology Ltd.		880,454.65	1	1.84%	
		450,000.00	1-2	0.94%	
		100,000.00	1	0.21%	
	--	45,639,503.14	--	95.31%	

6

2017 12 31

7

8

2017 12 31

10

1

	262,545,568.01	5,224,559.40	257,321,008.61	335,559,145.11	4,250,506.84	331,308,638.27
	262,545,568.01	5,224,559.40	257,321,008.61	335,559,145.11	4,250,506.84	331,308,638.27

4 4

2017 12 31

3

4

11

12

13

	803,888.70	3,306,619.06
	1,455,765.67	1,163,744.88
	794,510.17	
	3,054,164.54	4,470,363.94

14

1

2

3

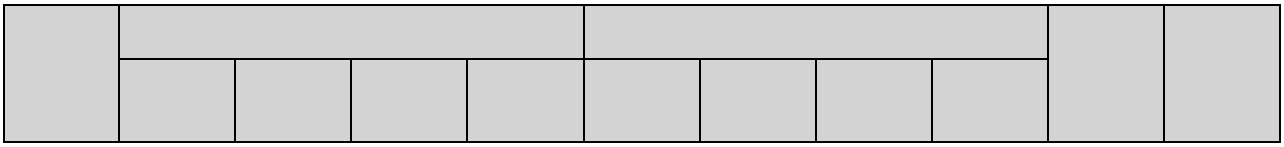

4

5

15

1

2

3

16

1

2

3

17

	0.00	35,158,982.05		3,557,012.98						38,715,995.03	
	0.00	35,158,982.05		3,557,012.98						38,715,995.03	
	0.00	35,158,982.05		3,557,012.98						38,715,995.03	

2017 4 11 2017 5 15

1,400.0 25.45% 2017 12 31

18

1

2

3

19

1

20

1

2

24

25

1

4.		328,184.05		4,554,259.17	4,882,443.22
1.					
2.					
1					

2

28

	6,117,199.37	76,630.82	1,372,619.54		4,821,210.65
	14,948.00		9,804.00		5,144.00
	6,132,147.37	76,630.82	1,382,423.54		4,826,354.65

29 /

1

	875,964.31	131,394.63	740,382.18	111,057.33
	1,644,333.14	246,649.97	1,240,373.27	186,055.99
	776,649.88	119,337.35	946,057.28	145,469.51
	150,598.37	22,589.75		
	26,728.18	4,009.23	32,189.35	4,828.40
	3,808,575.47	612,143.76	6,576,586.47	1,069,327.30
	175,270.93	29,795.96		
	7,458,120.28	1,165,920.65	9,535,588.55	1,516,738.53

2

	67,698,840.32	5,800,811.43	55,756,372.71	4,739,291.68
	67,698,840.32	5,800,811.43	55,756,372.71	4,739,291.68

31

1

	157,694,838.27	218,275,578.33
	116,666,128.38	76,897,233.34
	69,839,261.48	
	344,200,228.13	295,172,811.67

2017 12 31 2.11%-5.52%(2016 12 31 1.38%-4.52%)

2017 12 31 (2016 12 31)

2

0.00

32

33

34

	17,861,985.98	
	17,861,985.98	

0.00

35

1

	190,706,406.76	188,237,656.06
	190,706,406.76	188,237,656.06

2 1

2017 12 31 1

36

1

	3,038,209.35	5,668,464.00
	3,038,209.35	5,668,464.00

2 1

3

2017 12 31 1

37

1

	6,279,497.02	45,256,515.33	45,389,751.55	6,146,260.80
-	313,275.63	5,291,852.26	5,266,699.14	338,428.75
	6,592,772.65	50,548,367.59	50,656,450.69	6,484,689.55

2

1	5,969,799.57	39,461,309.97	39,605,130.10	5,825,979.44
2		2,334,997.52	2,334,997.52	
3	174,806.45	1,965,164.44	1,952,227.13	187,743.76
	157,906.52	1,744,774.17	1,733,287.77	169,392.92
	6,224.92	36,838.63	36,596.81	6,466.74
	10,675.01	183,551.64	182,342.55	11,884.10
4	134,891.00	1,495,043.40	1,497,396.80	132,537.60
	6,279,497.02	45,256,515.33	45,389,751.55	6,146,260.80

3

1	297,396.82	5,133,742.60	5,109,194.03	321,945.39
2	15,878.81	158,109.66	157,505.11	16,483.36
	313,275.63	5,291,852.26	5,266,699.14	338,428.75

38

	4,966,438.22	
	2,278,792.97	4,886,090.50
	356,911.81	596,175.31
	338,033.66	
	241,452.62	
	164,784.47	80,000.00
	47,694.26	
	8,394,108.01	5,562,265.81

39

40

1

41

1

	2,817,067.20	4,412,193.84
	2,732,328.08	
	1,530,197.63	2,607,432.58
	920,000.00	500,000.00
	91,099.00	191,099.00
	2,913,076.69	3,009,420.74

	11,003,768.60	10,720,146.16

2 1

2017 12 31 1

42

43

44

45

1

46

1

2

3

4

47

1

48

1

2

49

50

51

								/

52

53

		+					
	120,000,000.00			180,000,000.00		180,000,000.00	300,000,000.00

2015 6 24 (
[2015]1361) 3,000 1.00 6.87
3,000 206,100,000.00 A 35,800,000.00
170,300,000.00 30,000,000.00 140,300,000.00

2015 12 10 A A
12,000 (2015) 60462749_B01

2017 3 31 2016 <2016 >
2016 12 31 120,000,000 10 1.5

			180,000,000.00	180,000,000.00
	-165,904.75			-165,904.75
	212,643,770.92		180,000,000.00	32,643,770.92

2017 4 18 2016 10 15 180,000,000
32,643,770.92

56

57

	7,284,275.39	-12,236,939.43			-12,424,159.92	187,220.49	-5,139,884.53
	7,284,275.39	-12,236,939.43			-12,424,159.92	187,220.49	-5,139,884.53

	15,413,341.17	4,129,642.37		19,542,983.54

10% 50%

60

	120,360,135.44	110,596,762.74
	120,360,135.44	110,596,762.74
	54,414,796.29	49,313,804.73
	4,129,642.37	3,550,432.03
	18,000,000.00	36,000,000.00
	152,645,289.36	120,360,135.44

1) 0.00

2) 0.00

3) 0.00

4) 0.00

5) 0.00

61

	1,829,510,096.03	1,639,157,927.69	1,538,917,301.84	1,374,900,130.14
	1,829,510,096.03	1,639,157,927.69	1,538,917,301.84	1,374,900,130.14

62

	371,150.65	408,759.82
	265,107.64	291,971.29

63

	3,745,354.63	1,378,172.88
	127,942.16	107,770.17
	300,060.33	180,393.01
	253,459.29	75,265.53
	61,748,860.67	46,511,801.55

65

	9,003,060.35	2,883,304.29
	2,153,118.83	1,647,698.47
	243,381.07	-4,225,042.89
	5,782,038.82	2,933,361.89
	12,875,361.41	-56,075.18

66

	-762,025.00	2,109,550.22
	2,794,987.98	2,109,550.22

69

	9,863.32	48,584.54

70

	1,220,000.00	530,000.00
		207,900.00
		50,000.00
		1,000,000.00
	1,050,000.00	
		250,000.00

71

		2,037,900.00	
		2,037,900.00	0.00

	50,000.00		50,000.00
		3,931.38	
	50,000.00	3,931.38	50,000.00

73

1

	7,496,131.33	11,335,458.91
	1,412,337.63	523,515.89
	8,908,468.96	11,858,974.80

2

	63,600,067.08
/	9,540,010.06
	476,486.36
	-1,209,110.37
	2,247,409.73
	-2,170,348.75
	-786.52
	-1,036,711.29
	1,061,519.73
	8,908,468.96

74

57

75

1

	2,270,000.00	2,037,900.00
	777,959.55	1,907,265.67
	3,047,959.55	3,945,165.67

2

	26,516,627.99	26,121,556.74
	25,397,005.23	12,850,248.41
	11,008,940.44	338,831.08
	62,922,573.66	39,310,636.23

3

6

		24,780,038.89
		24,780,038.89

76

1

1	--	--
	54,691,598.12	49,462,684.29
	7,923,576.54	10,597,948.62
	1,445,473.57	1,109,074.61
	814,190.00	649,024.74
	1,382,423.54	651,279.47
	9,863.22	48,584.54
	9,194,807.28	2,926,570.12
	-2,794,987.98	-2,109,550.22
	350,817.88	-1,070,833.81
	1,061,519.75	1,594,349.70
	68,964,049.47	-205,345,411.66
	-114,836,623.96	-193,213,764.30
	23,455,187.70	84,696,053.94
	51,661,895.13	-250,003,989.96
2	--	--
3	--	--

	88,927,745.42	48,361,745.57
	48,361,745.57	21,796,703.09
	40,565,999.85	26,565,042.48

2

	--
	--
	--

3

	--
	--
	--

4

	116,995,769.58	
	116,995,769.58	--

2017 12 31 98,375,769.58 30,403,161.30
24,147,243.63 157,694,838.27 3 1 9,620,000.00
5,000,000.00 1 9,000,000.00
17,861,985.98

2016 12 31 109,166,000.00 34,738,148.56
31,638,148.56 218,275,578.33 3 1 13,500,000.00
8,000,000.00 1

79

1

	9,488,520.60	6.5342	61,999,891.30
	731,088.26	0.8359	611,116.68
	6,090,171.00	0.2201	1,340,446.64
	6,232,833.00	0.0591	368,360.43
	27,272,866.24	6.5342	178,206,362.59
	3,337,601.14	0.8359	2,789,900.79
		0.2201	
	10,898,100.00	0.0591	644,077.71
	21,229,085.09	6.5342	138,715,087.80
	6,704,625.00	0.0591	396,243.34
	31,934,236.05	6.5342	208,664,685.20

2

					%
				19,597	100

80

81

1

1

2

3

4

5

6

2017

2

1

2

3

2017

3

2017

4

5

2017 2016 6 23
500

6

1

1

					80.00%	
					80.00%	
				100.00%		
				100.00%		

2

3

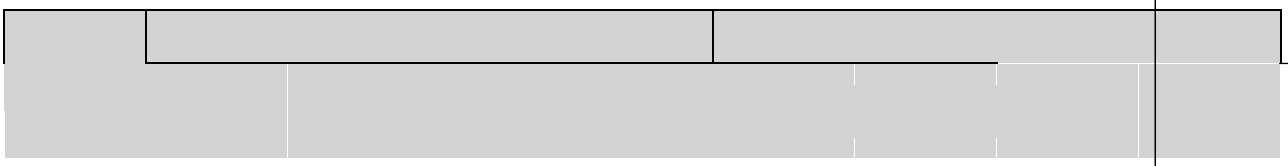

				25.45%		

20% 20%

2

	/	/

3

	/	/
	336,929,319.41	201,635,937.20
	4,583,024.63	10,611,158.14
	341,512,344.04	212,247,095.34
	213,377,176.34	104,845,827.96
	213,377,176.34	104,845,827.96
	128,135,167.70	107,401,267.38
	32,610,400.18	
	6,105,594.85	
--	6,105,594.85	
	38,715,995.03	
	240,472,080.41	191,035,882.34
	20,917,522.62	19,122,438.01
	-183,622.30	152,108.06
	20,733,900.32	19,274,546.07

2017 4 11 2017 5 15

1,400.0 25.45% 3,515.9

4

	/	/
	--	--
	--	--
	--	--
	--	--

5

6

7

8

4

				/	

5

6

1.

2017

205,923,515.00
185,423,623.68
335,800,928.93
2,234,278.84
47,153,116.74
776,535,463.19

2016

171,027,745.57
68,450,650.30
377,787,150.58
859,119.56
26,358,838.76
644,483,504.77

2017

344,200,228.13
17,861,985.98
190,706,406.76
10,912,669.60
563,681,290.47

	335,800,928.93	333,423,797.37	192,086.87	2,185,044.69	-
	185,423,623.68	185,423,623.68	-	-	-
	47,153,116.74	47,153,116.74	-	-	-

2016

			1	1 2	2

2016

	3	3 1	1 5	5	
	230,163,611.67	65,009,200.00	-	-	295,172,811.67
	188,237,656.06	-	-	-	188,237,656.06
	10,529,047.16	-	-	-	10,529,047.16
	428,930,314.89	65,009,200.00	-	-	493,939,514.89

2017 12 31 2016 12 31

2017

	/( )	/( )
	5%	563,589.36
	5%	(563,589.36)
	5%	402,083.64
	5%	(402,083.64)

2016

	/( )	/( )
	5%	(589,305.67)

5%	589,305.67
5%	361,551.19
5%	(361,551.19)

3.

2017 2016

/

	2017	2016
	344,200,228.13	295,172,811.67
	17,861,985.98	-
	190,706,406.76	188,237,656.06
	10,912,669.60	10,529,047.16
	88,927,745.42	48,361,745.57
	474,753,545.05	445,577,769.32
	499,692,159.29	475,701,522.92
	974,445,704.34	921,279,292.24
	48.72%	48.37%

	--	--	--	--
	--	--	--	--

2

3

4

5

6

7

8

9

1

			1,000	31.88%	31.88%

( )

97% 100% 100% 46.31%

2

1.

3

3.

4

( )	

5

1

/

/

2 **/** **/**

/

/

fvCR.eÁX"efX

/

/	/	/	/	/	/	/

/

3

4

-

5

6

7

	5,222,778.00	5,266,050.00

8

6

1

2

7

8

1

2

3

4

5

1

2

1

2

3

1

2

3

4

1

1

2

2

3

1

2

4

5

6

1

( )

2

3

4

	2017	2016
	793,155,708.21	902,274,577.52
	423,385,245.13	231,313,982.99
	192,039,402.84	108,382,370.31
	203,586,920.96	156,964,877.35
	41,451,931.77	29,811,430.37
	175,890,887.12	110,170,063.30
	1,829,510,096.03	1,538,917,301.84

	2017	2016
	1,343,899,731.41	1,093,575,747.13
	399,537,458.91	339,183,122.75
	29,189,239.13	26,708,012.63
	56,883,666.58	79,450,419.33
	1,829,510,096.03	1,538,917,301.84

	2017	2016
	9,301,071.43	10,180,515.08

	4,382.82	95,523.07
	9,305,454.25	10,276,038.15

2017 206,598,819.64 10%

2016 ( ) 10%

7

8

	2017	2016

1 (1)

	163,836,									

2017 12 31

4

2017		(%)			
	49,309,425.03	30.10		6	-
	19,611,942.88	11.97		6	-
	17,737,349.55	10.83		6	-
	15,076,940.45	9.20		6	-
	6,832,379.89	4.17		6	-
	108,568,037.80	66.27			-

5

6

2017 12 31 (2016)

2

1

	31,224,405.45	94.00%	10,000.00	0.03%	31,214,405.45	15,684,910.31	93.00%	10,000.00	0.06%	15,674,910.31
	1,962,598.14	6.00%	0.00	0.00%	1,962,598.14	1,159,499.30	7.00%	0.00	0.00%	1,159,499.30
	33,187,0	100.00%	10,000.0	0.00%	33,177,00	16,844,	100.00%	10,000.00	0.06%	16,834,409.

	03.59		0		3.59	409.61				61

1			
1	30,566,810.92		0.00%
1 2	457,594.53		0.00%
2 3	200,000.00	10,000.00	5.00%
	31,224,405.45	10,000.00	0.03%

1 1,962,598.14

2

0.00 0.00

3

4

	30,250,500.00	
	1,985,256.14	1,947,128.00
	951,247.45	744,631.61
		14,152,650.00
	33,187,003.59	16,844,409.61

5

		30,250,500.00	1	91.14%	
		883,515.90	2	2.66%	
		450,000.00	1-2	1.36%	
		100,000.00	1	0.30%	
		400,000.00	1-2	1.21%	
		208,008.56	2	0.63%	
	--	32,292,024.46	--	97.30%	

6

2017 12 31

3

	180,590,880.32		180,590,880.32	99,093,931.50		99,093,931.50
	180,590,880.32		180,590,880.32	99,093,931.50		99,093,931.50

1

	76,000,000.00	7,835,531.66	66,000,000.00	6,147,217.82
	773,362,724.06	648,350,680.77	527,269,698.92	432,140,042.80

5

	6,748,640.00	5,149,241.71
	-762,025.00	2,109,550.22
	5,986,615.00	7,258,791.93

6

1

	-9,863.22	
	2,270,000.00	122 105 227
	-762,025.00	
	100,911.55	
	-50,000.00	
	233,867.18	
	1,315,156.15	--

1

1

2

		/	/
	11.26%	0.18	0.18
	11.01%	0.18	0.18

3

1

2

3

4

1

2

3

4